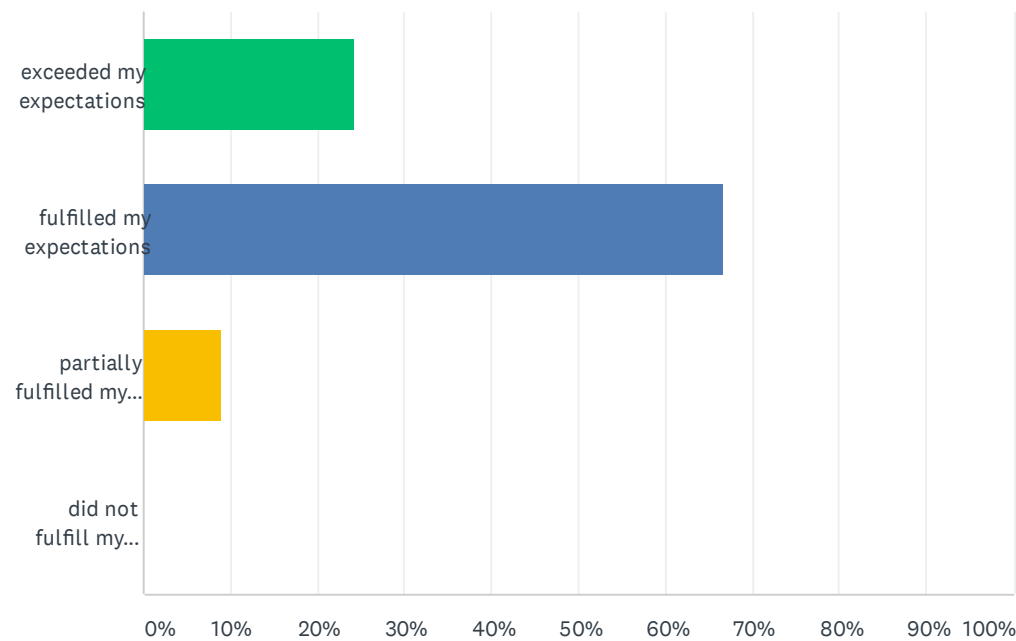


Q1 Did this educational course meet your expectations?

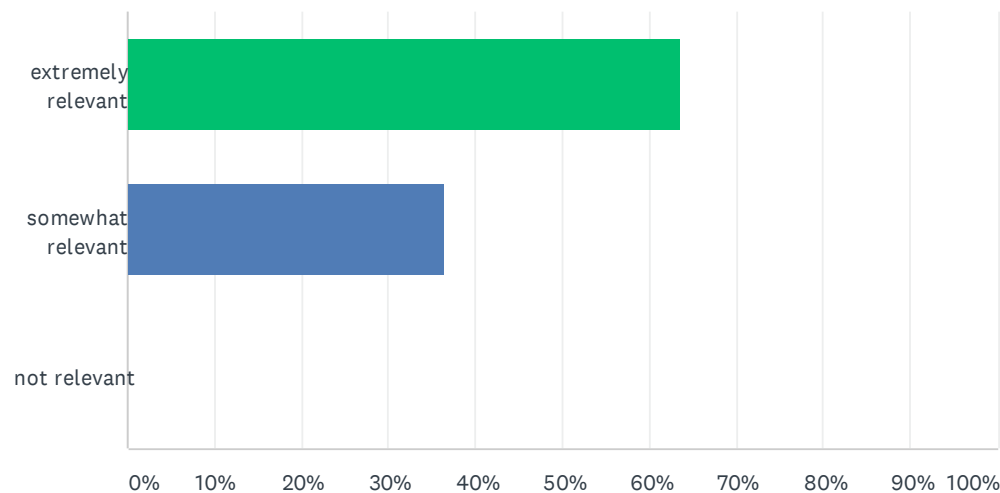
Answered: 66    Skipped: 0



ANSWER CHOICES	RESPONSES	
exceeded my expectations	24.24%	16
fulfilled my expectations	66.67%	44
partially fulfilled my expectations	9.09%	6
did not fulfill my expectations	0.00%	0
TOTAL		66

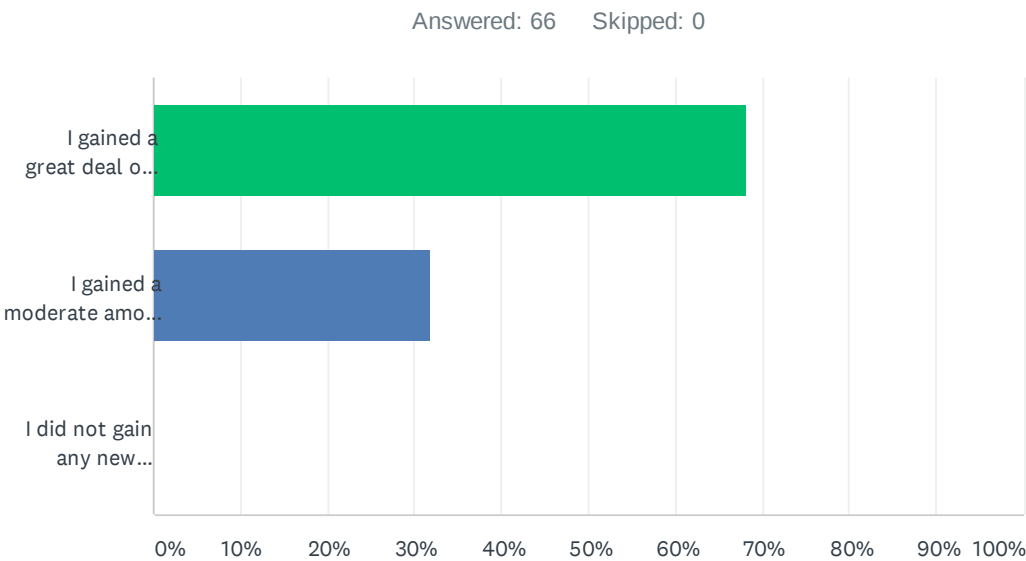
Q2 How relevant was this course for your professional activities?

Answered: 66 Skipped: 0



ANSWER CHOICES		RESPONSES	
extremely relevant		63.64%	42
somewhat relevant		36.36%	24
not relevant		0.00%	0
TOTAL			66

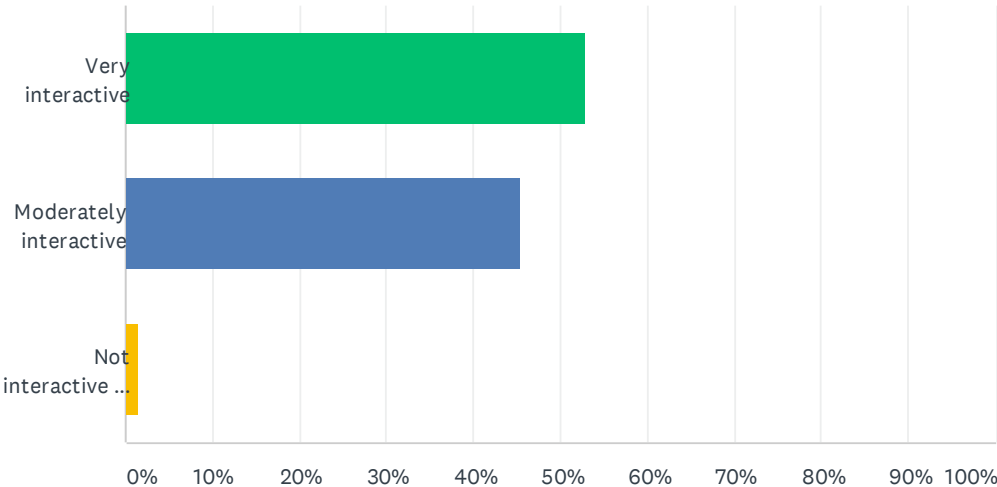
Q3 Did you gain new knowledge on top of your previous knowledge?



ANSWER CHOICES	RESPONSES	
I gained a great deal of new knowledge	68.18%	45
I gained a moderate amount of new knowledge	31.82%	21
I did not gain any new knowledge	0.00%	0
TOTAL		66

Q4 Was the educational course interactive enough?

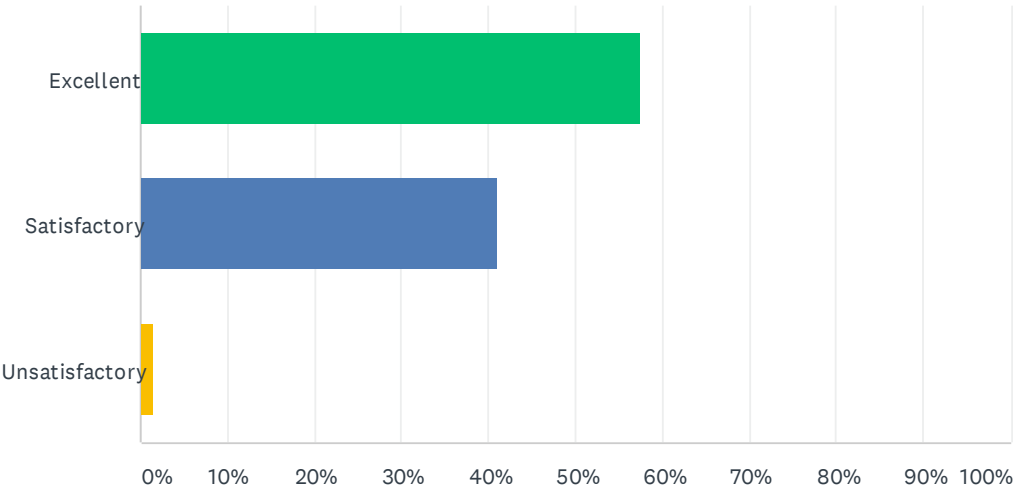
Answered: 66 Skipped: 0



ANSWER CHOICES	RESPONSES	
Very interactive	53.03%	35
Moderately interactive	45.45%	30
Not interactive at all	1.52%	1
TOTAL		66

Q5 How would you rate the format/location of the course?

Answered: 66 Skipped: 0

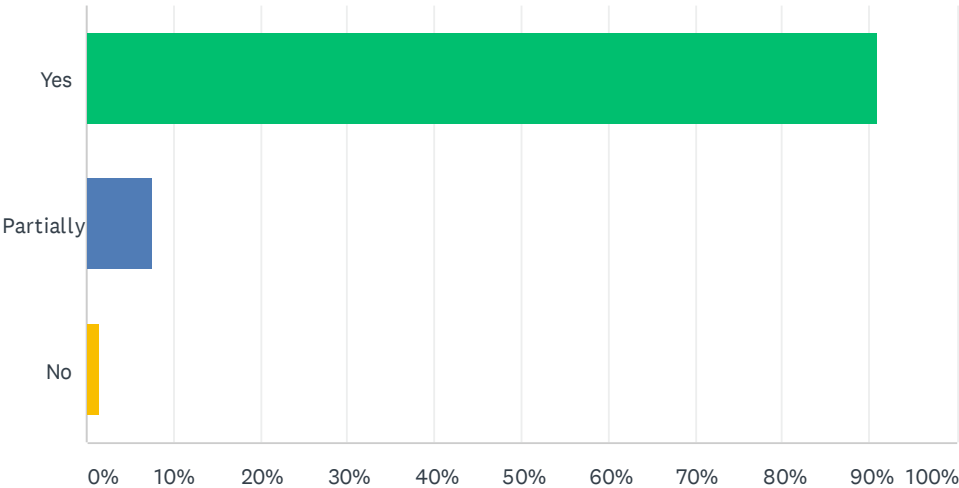


ANSWER CHOICES		RESPONSES	
Excellent		57.58%	38
Satisfactory		40.91%	27
Unsatisfactory		1.52%	1
TOTAL			66

#	IF UNSATISFACTORY, PLEASE COMMENT	DATE
	There are no responses.	

Q6 Was the content of the educational activity in agreement with the advertisement?

Answered: 66 Skipped: 0

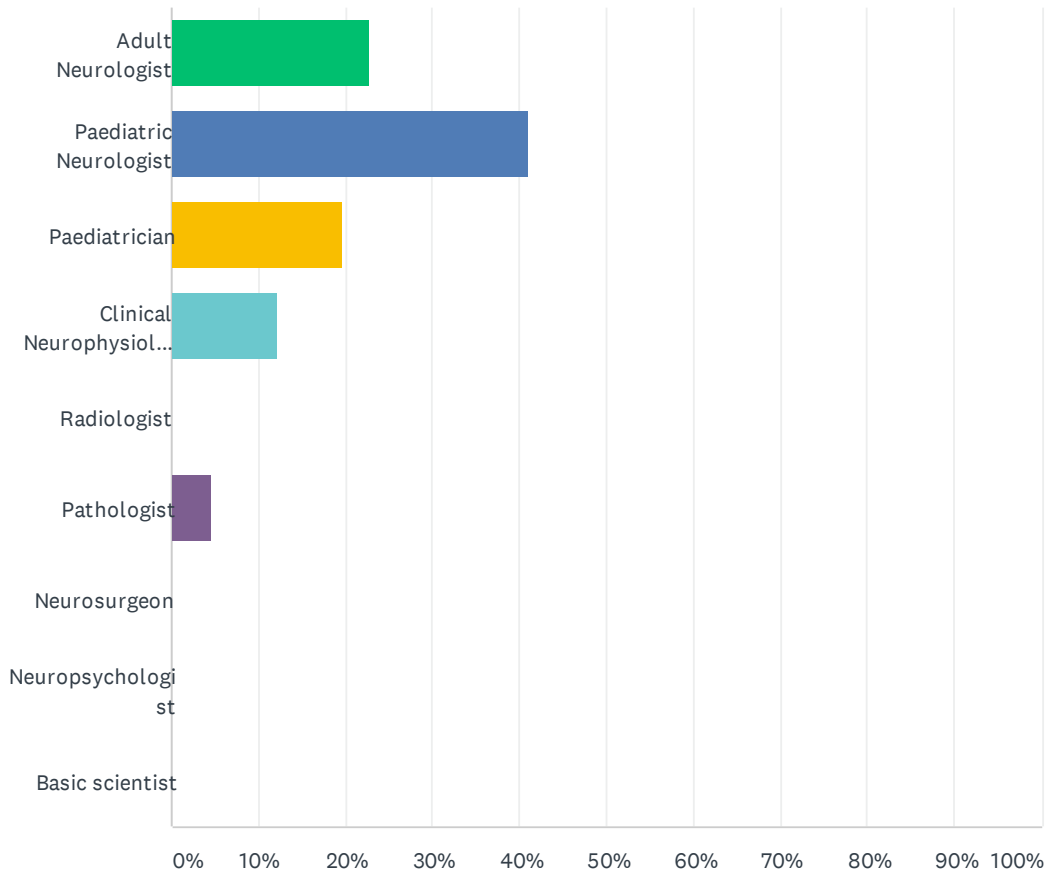


ANSWER CHOICES		RESPONSES	
Yes		90.91%	60
Partially		7.58%	5
No		1.52%	1
TOTAL			66

#	IF PARTIALLY OR NO, PLEASE COMMENT	DATE
	There are no responses.	

## Q7 Which of the following describes you best

Answered: 66 Skipped: 0

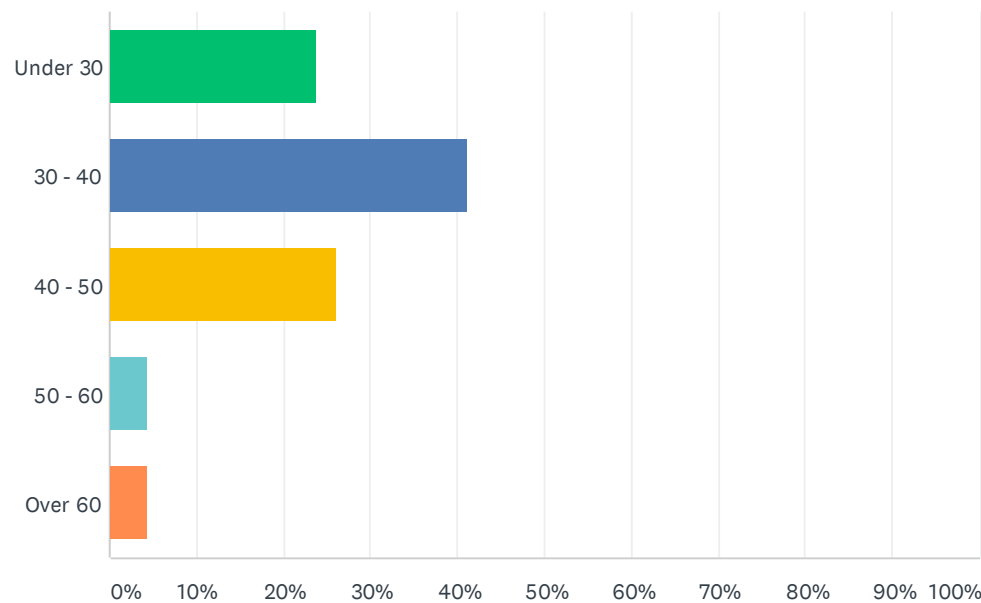


ANSWER CHOICES		RESPONSES
Adult Neurologist		22.73% 15
Paediatric Neurologist		40.91% 27
Paediatrician		19.70% 13
Clinical Neurophysiologist		12.12% 8
Radiologist		0.00% 0
Pathologist		4.55% 3
Neurosurgeon		0.00% 0
Neuropsychologist		0.00% 0
Basic scientist		0.00% 0
TOTAL		66

#	OTHER (PLEASE SPECIFY)	DATE
1	General Physician	4/18/2021 4:05 AM

Q8 Your age (optional)

Answered: 46    Skipped: 20

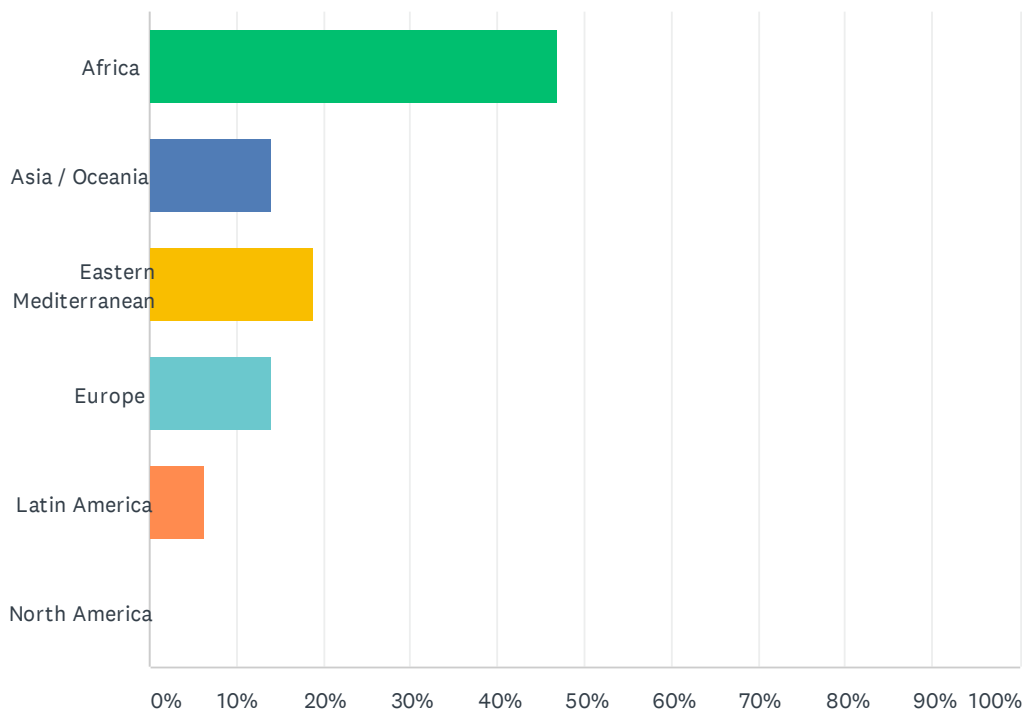


ANSWER CHOICES	RESPONSES	
Under 30	23.91%	11
30 - 40	41.30%	19
40 - 50	26.09%	12
50 - 60	4.35%	2
Over 60	4.35%	2
TOTAL		46



Q9 In which region are you currently working?

Answered: 64    Skipped: 2



ANSWER CHOICES	RESPONSES	
Africa	46.88%	30
Asia / Oceania	14.06%	9
Eastern Mediterranean	18.75%	12
Europe	14.06%	9
Latin America	6.25%	4
North America	0.00%	0
TOTAL		64