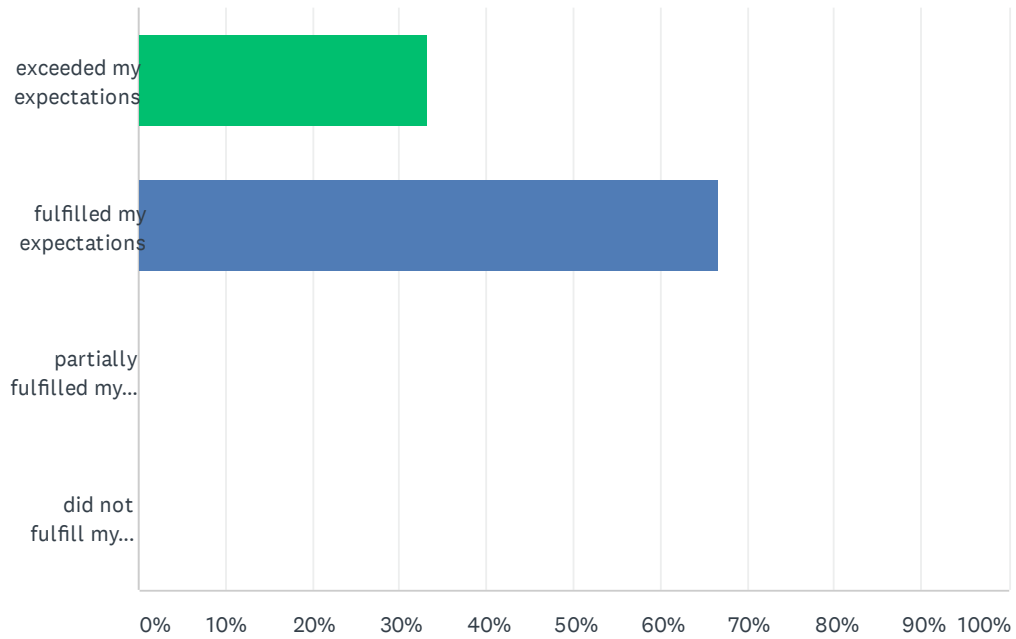


Q1 Did this educational course meet your expectations?

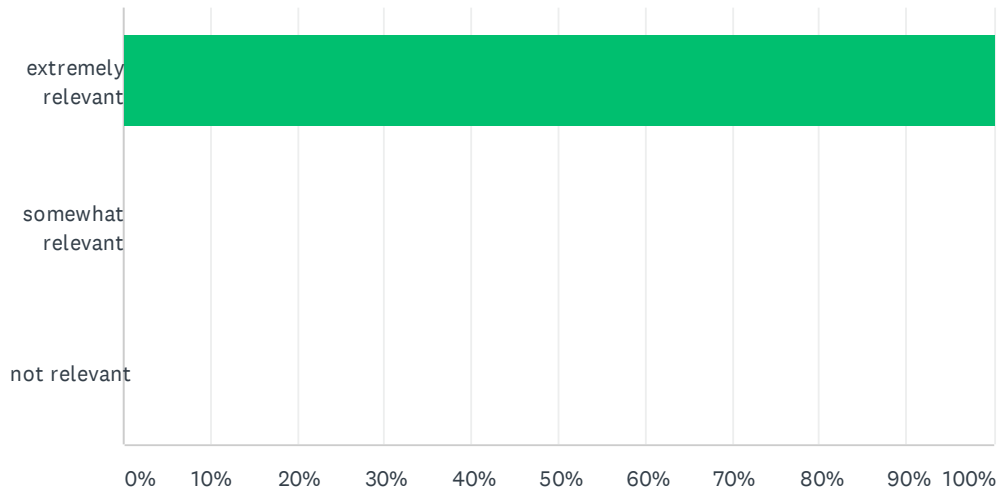
Answered: 3 Skipped: 0



ANSWER CHOICES	RESPONSES	
exceeded my expectations	33.33%	1
fulfilled my expectations	66.67%	2
partially fulfilled my expectations	0.00%	0
did not fulfill my expectations	0.00%	0
TOTAL		3

Q2 How relevant was this course for your professional activities?

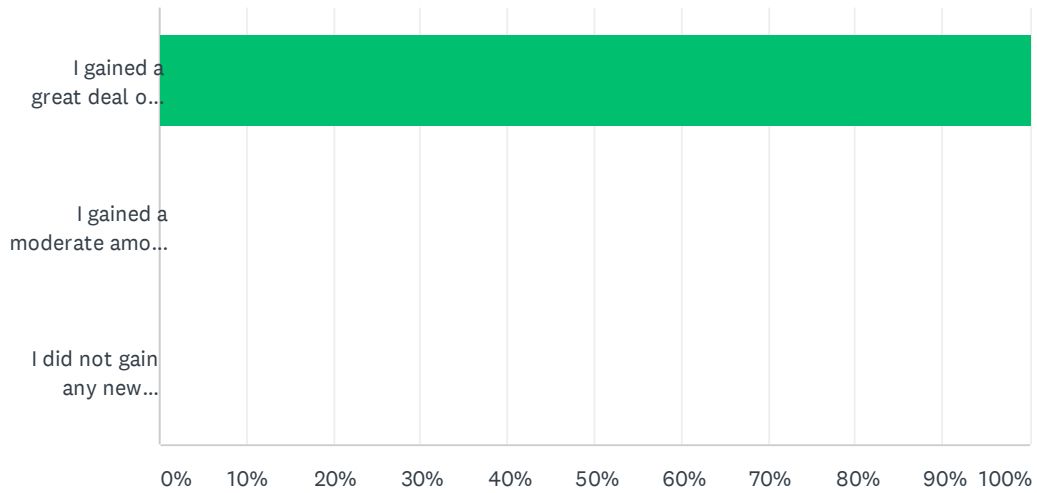
Answered: 3 Skipped: 0



ANSWER CHOICES	RESPONSES	
extremely relevant	100.00%	3
somewhat relevant	0.00%	0
not relevant	0.00%	0
TOTAL		3

Q3 Did you gain new knowledge on top of your previous knowledge?

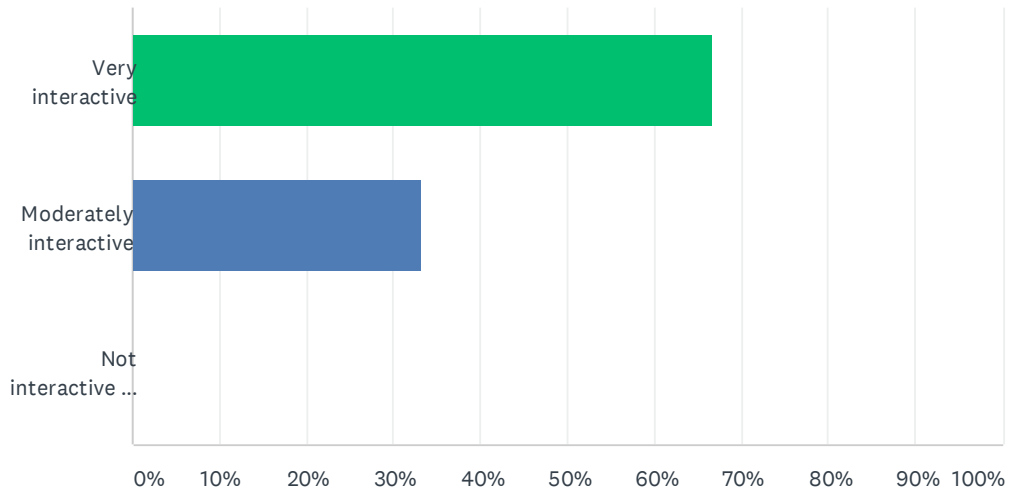
Answered: 3 Skipped: 0



ANSWER CHOICES	RESPONSES	
I gained a great deal of new knowledge	100.00%	3
I gained a moderate amount of new knowledge	0.00%	0
I did not gain any new knowledge	0.00%	0
TOTAL		3

Q4 Was the educational course interactive enough?

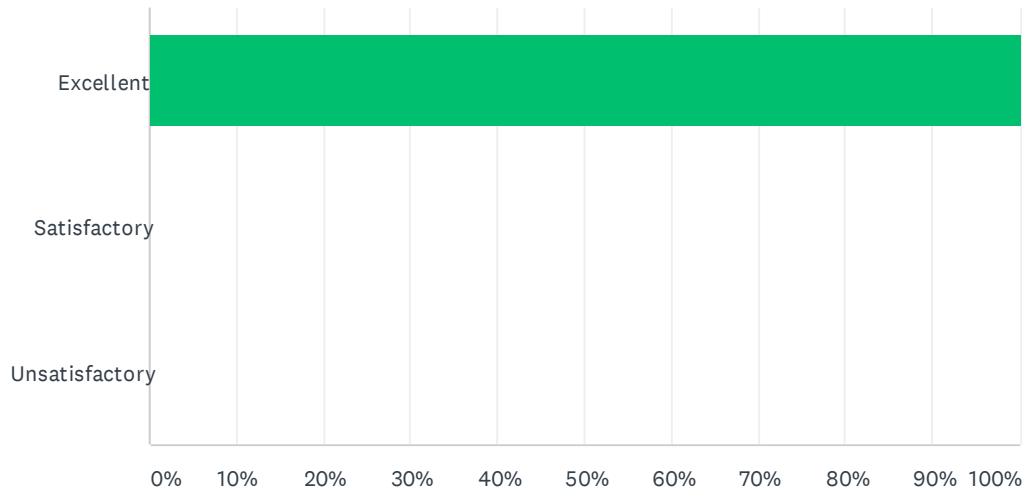
Answered: 3 Skipped: 0



ANSWER CHOICES	RESPONSES	
Very interactive	66.67%	2
Moderately interactive	33.33%	1
Not interactive at all	0.00%	0
TOTAL		3

Q5 How would you rate the format/location of the course?

Answered: 3 Skipped: 0

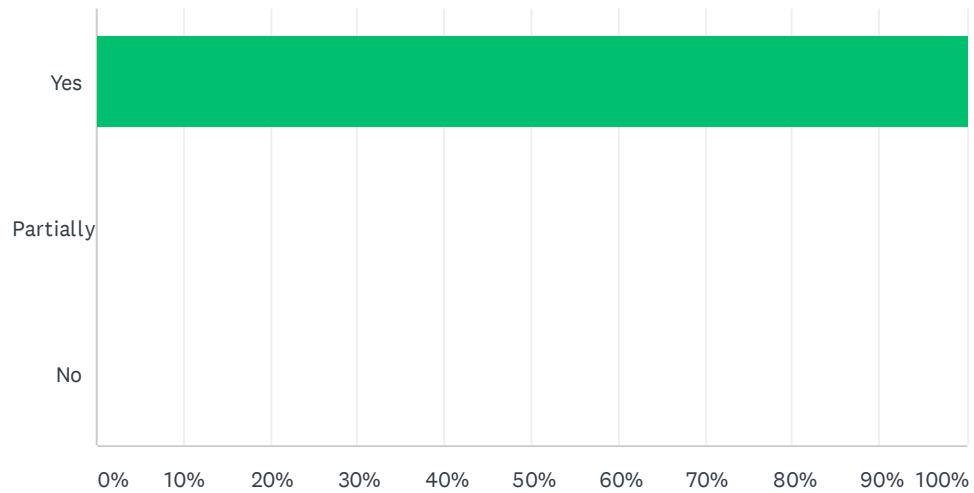


ANSWER CHOICES	RESPONSES
Excellent	100.00% 3
Satisfactory	0.00% 0
Unsatisfactory	0.00% 0
TOTAL	3

#	IF UNSATISFACTORY, PLEASE COMMENT	DATE
	There are no responses.	

Q6 Was the content of the educational activity in agreement with the advertisement?

Answered: 3 Skipped: 0

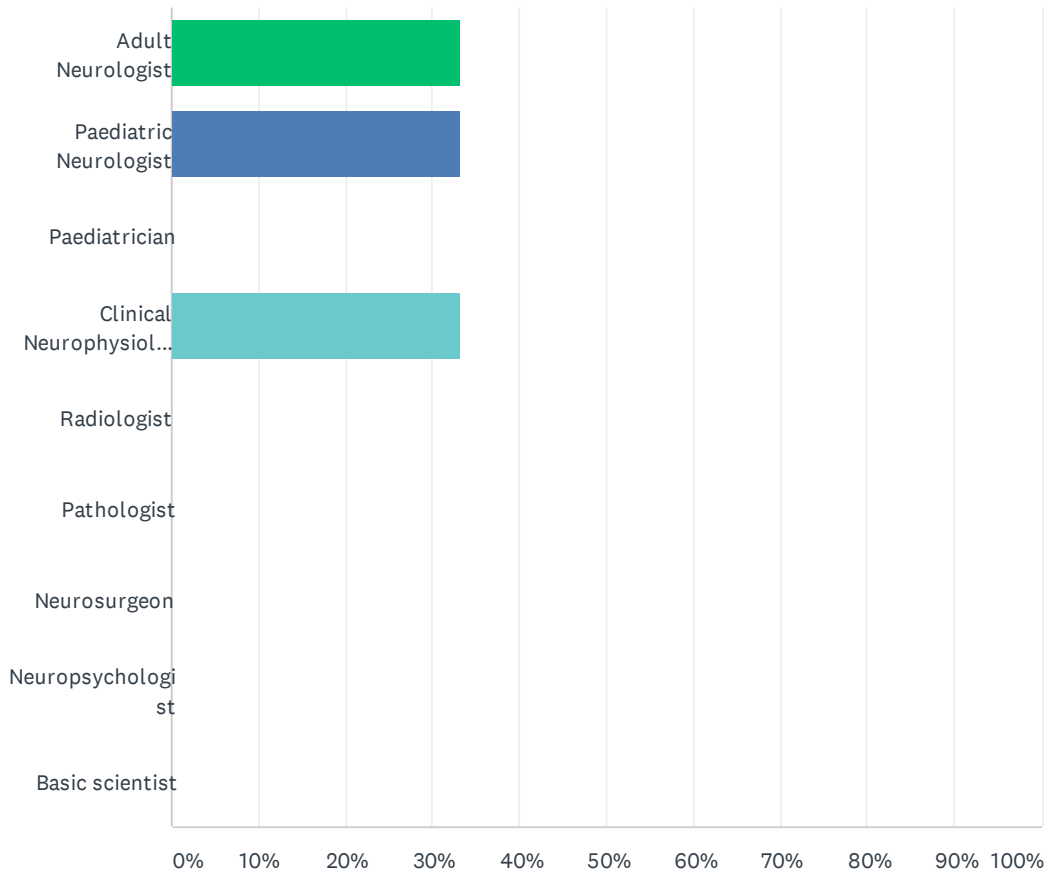


ANSWER CHOICES	RESPONSES	
Yes	100.00%	3
Partially	0.00%	0
No	0.00%	0
TOTAL		3

#	IF PARTIALLY OR NO, PLEASE COMMENT	DATE
	There are no responses.	

Q7 Which of the following describes you best

Answered: 3 Skipped: 0

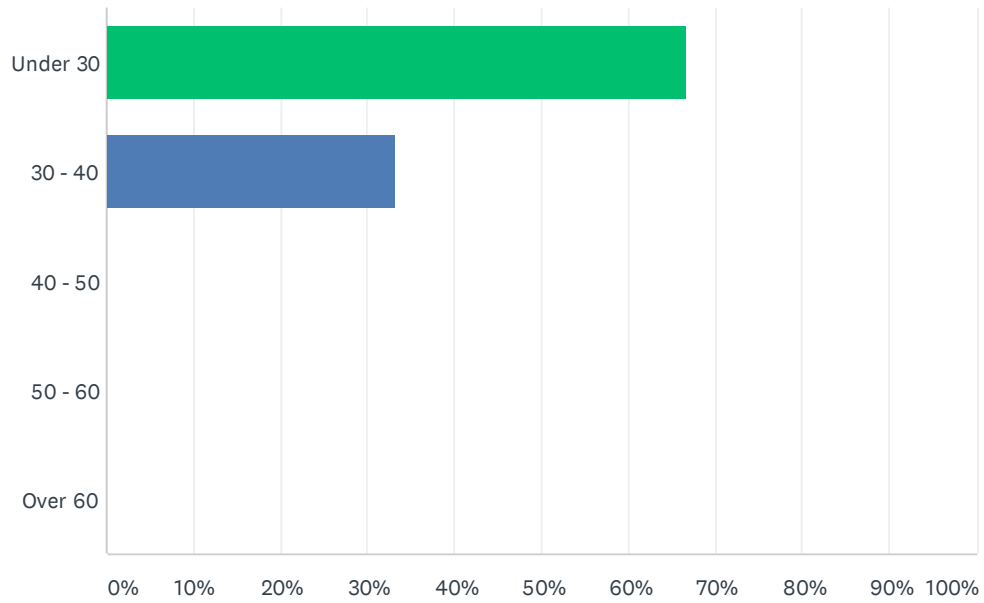


ANSWER CHOICES	RESPONSES
Adult Neurologist	33.33% 1
Paediatric Neurologist	33.33% 1
Paediatrician	0.00% 0
Clinical Neurophysiologist	33.33% 1
Radiologist	0.00% 0
Pathologist	0.00% 0
Neurosurgeon	0.00% 0
Neuropsychologist	0.00% 0
Basic scientist	0.00% 0
TOTAL	3

#	OTHER (PLEASE SPECIFY)	DATE
1	Undergraduate medical student	9/5/2020 3:57 PM

Q8 Your age (optional)

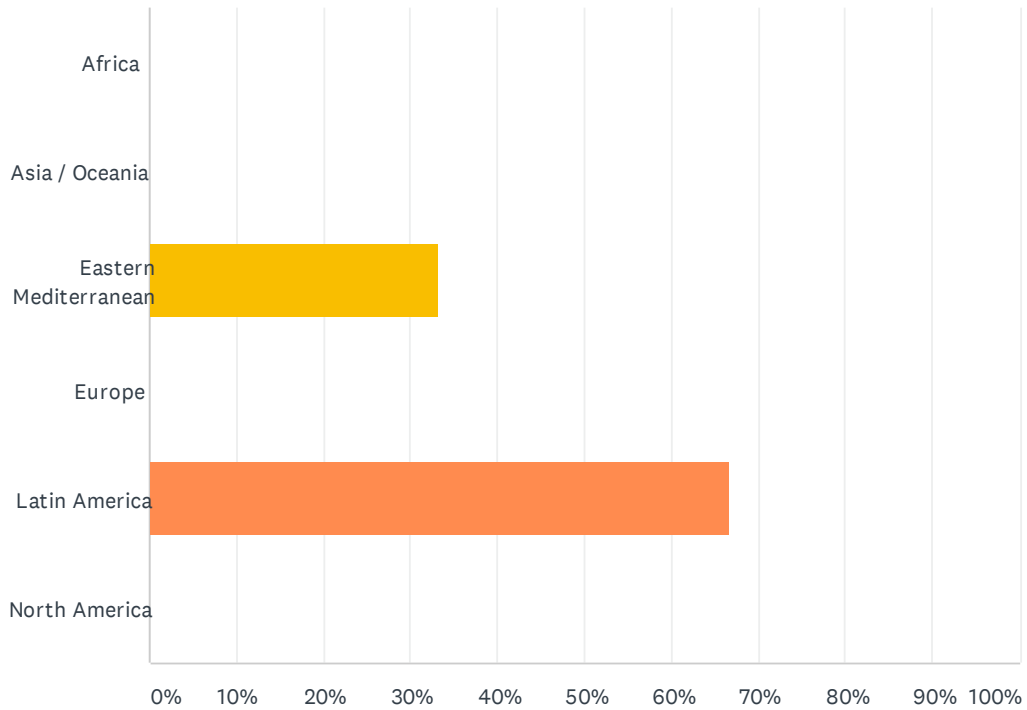
Answered: 3 Skipped: 0



ANSWER CHOICES	RESPONSES
Under 30	66.67% 2
30 - 40	33.33% 1
40 - 50	0.00% 0
50 - 60	0.00% 0
Over 60	0.00% 0
TOTAL	3

Q9 In which region are you currently working?

Answered: 3 Skipped: 0



ANSWER CHOICES	RESPONSES
Africa	0.00% 0
Asia / Oceania	0.00% 0
Eastern Mediterranean	33.33% 1
Europe	0.00% 0
Latin America	66.67% 2
North America	0.00% 0
TOTAL	3