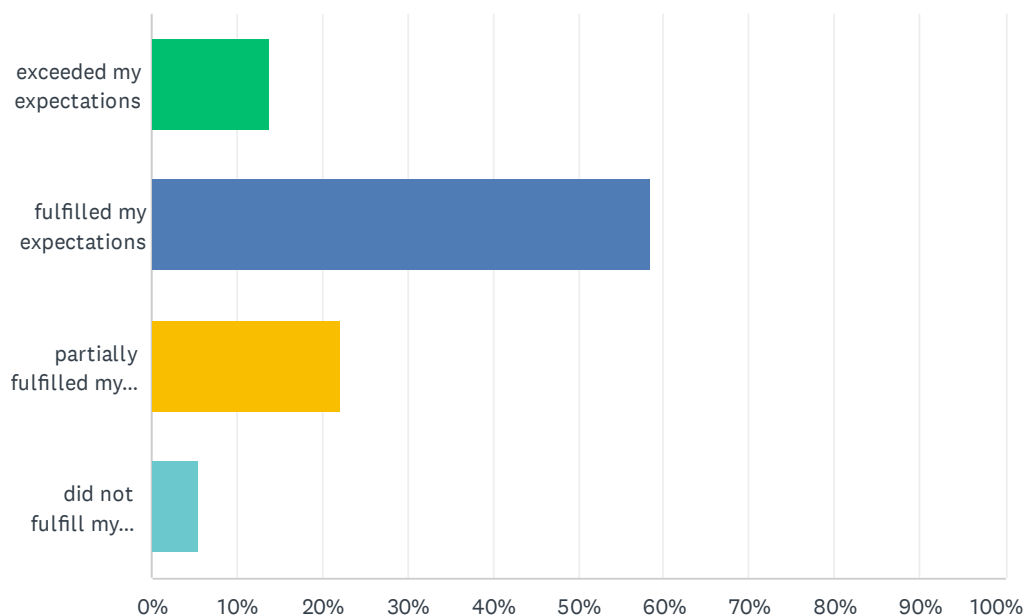


## Q1 Did this educational course meet your expectations?

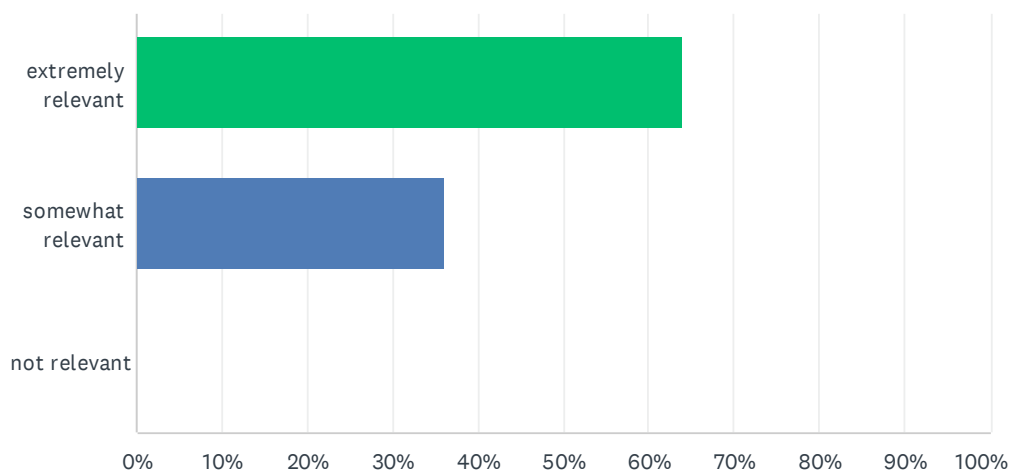
Answered: 36 Skipped: 0



ANSWER CHOICES	RESPONSES	
exceeded my expectations	13.89%	5
fulfilled my expectations	58.33%	21
partially fulfilled my expectations	22.22%	8
did not fulfill my expectations	5.56%	2
<b>TOTAL</b>		<b>36</b>

## Q2 How relevant was this course for your professional activities?

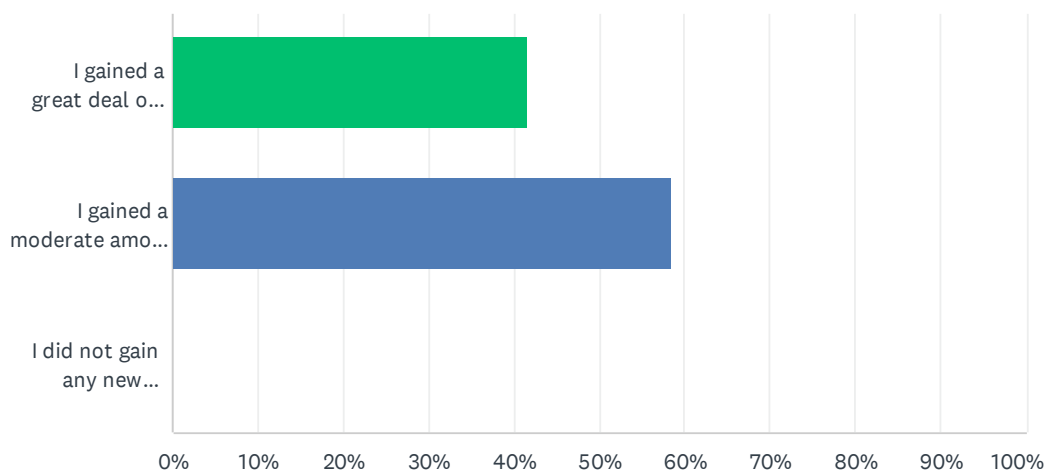
Answered: 36 Skipped: 0



ANSWER CHOICES	RESPONSES	
extremely relevant	63.89%	23
somewhat relevant	36.11%	13
not relevant	0.00%	0
<b>TOTAL</b>		<b>36</b>

### Q3 Did you gain new knowledge on top of your previous knowledge?

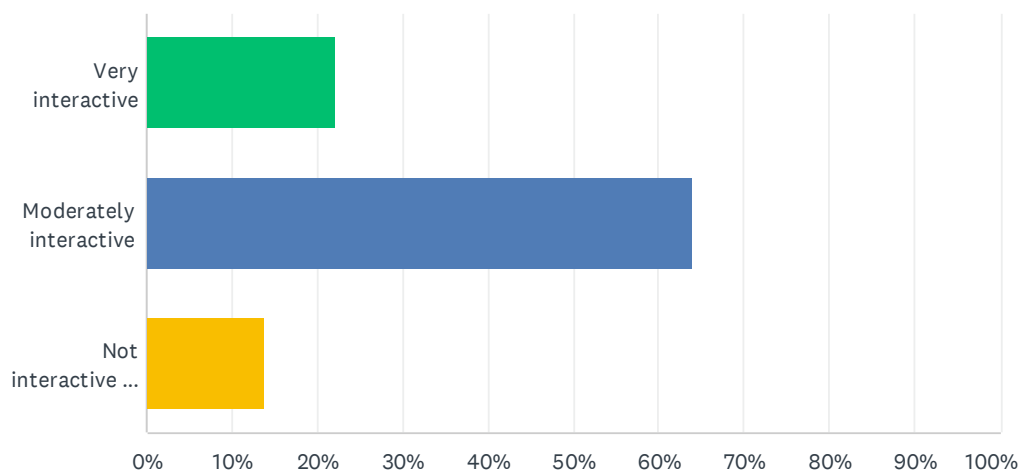
Answered: 36 Skipped: 0



ANSWER CHOICES	RESPONSES	
I gained a great deal of new knowledge	41.67%	15
I gained a moderate amount of new knowledge	58.33%	21
I did not gain any new knowledge	0.00%	0
<b>TOTAL</b>		<b>36</b>

## Q4 Was the educational course interactive enough?

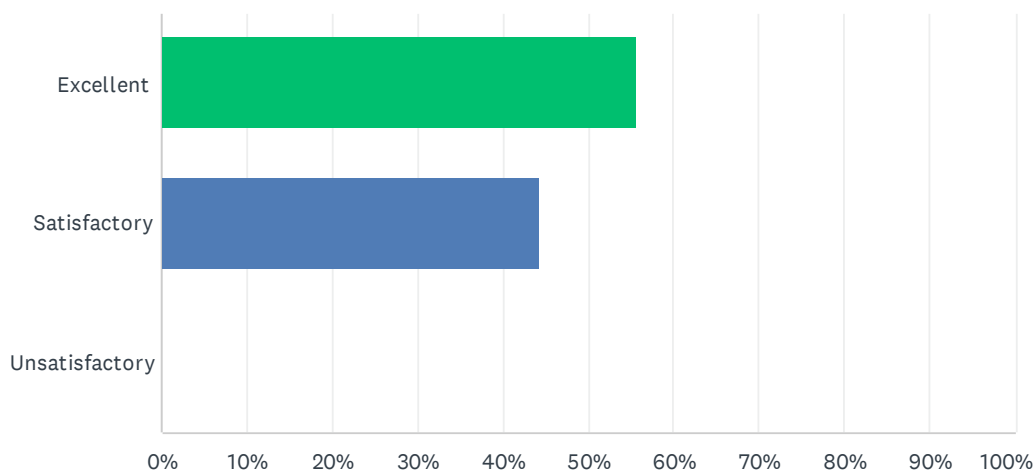
Answered: 36 Skipped: 0



ANSWER CHOICES	RESPONSES	
Very interactive	22.22%	8
Moderately interactive	63.89%	23
Not interactive at all	13.89%	5
<b>TOTAL</b>		<b>36</b>

## Q5 How would you rate the format/location of the course?

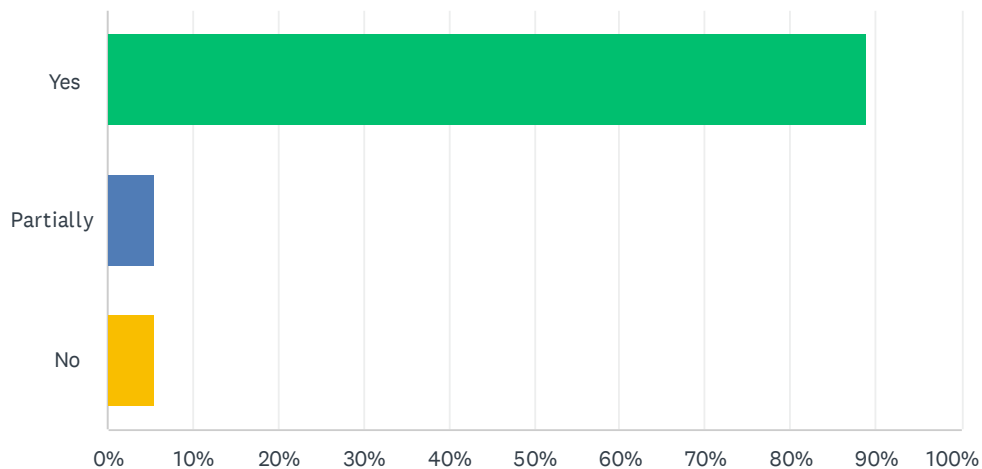
Answered: 36 Skipped: 0



ANSWER CHOICES	RESPONSES	
Excellent	55.56%	20
Satisfactory	44.44%	16
Unsatisfactory	0.00%	0
<b>TOTAL</b>		<b>36</b>

## Q6 Was the content of the educational activity in agreement with the advertisement?

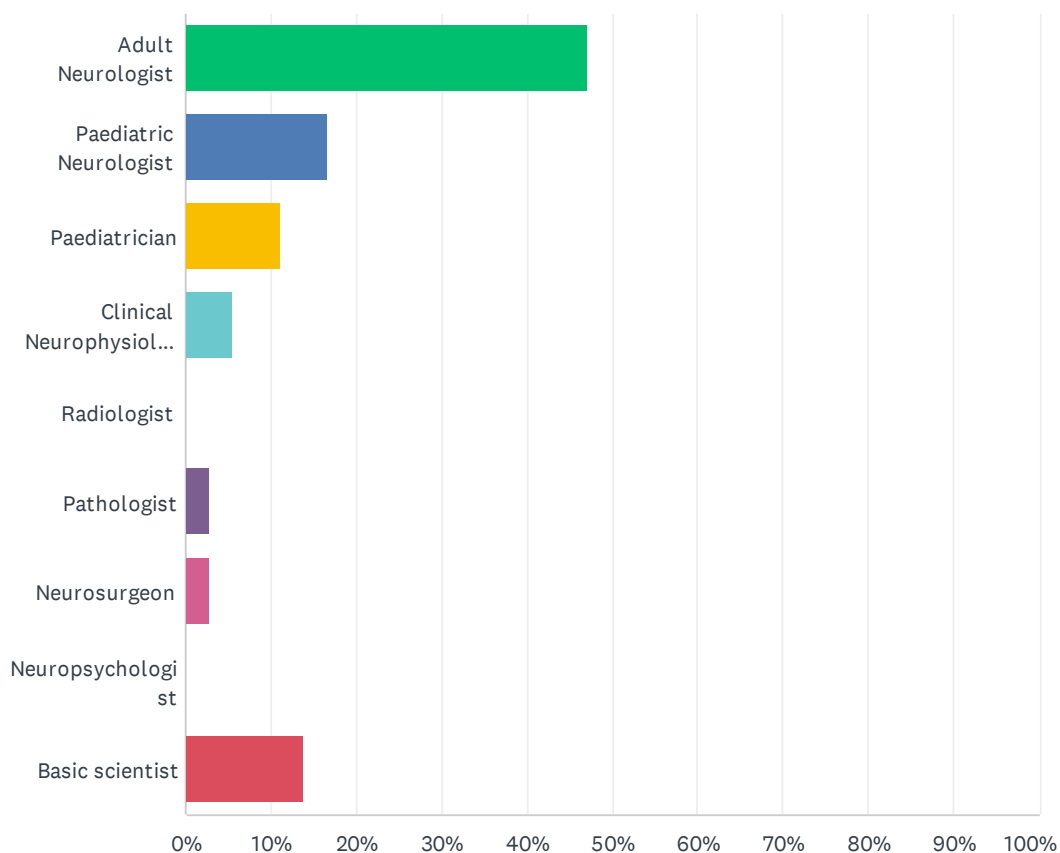
Answered: 36 Skipped: 0



ANSWER CHOICES	RESPONSES	
Yes	88.89%	32
Partially	5.56%	2
No	5.56%	2
<b>TOTAL</b>		<b>36</b>

## Q7 Which of the following describes you best

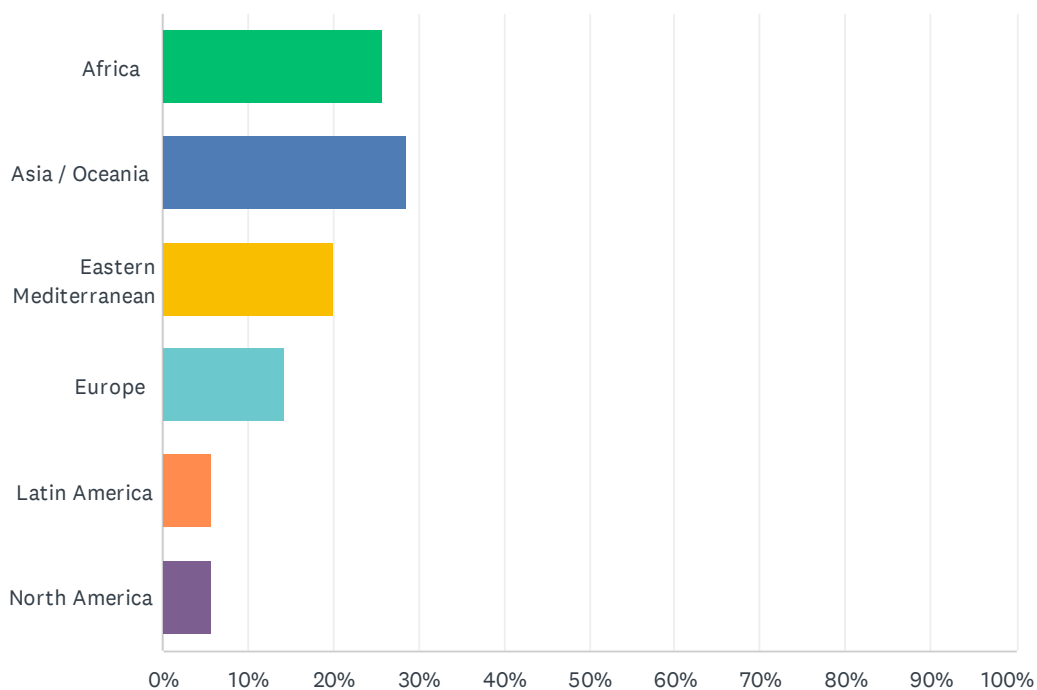
Answered: 36 Skipped: 0



ANSWER CHOICES	RESPONSES	
Adult Neurologist	47.22%	17
Paediatric Neurologist	16.67%	6
Paediatrician	11.11%	4
Clinical Neurophysiologist	5.56%	2
Radiologist	0.00%	0
Pathologist	2.78%	1
Neurosurgeon	2.78%	1
Neuropsychologist	0.00%	0
Basic scientist	13.89%	5
<b>TOTAL</b>		<b>36</b>

## Q8 In which region are you currently working?

Answered: 35 Skipped: 1



ANSWER CHOICES	RESPONSES
Africa	25.71% 9
Asia / Oceania	28.57% 10
Eastern Mediterranean	20.00% 7
Europe	14.29% 5
Latin America	5.71% 2
North America	5.71% 2
<b>TOTAL</b>	<b>35</b>