












Status: 17 June, 2024





 <h2 style="text-align: center;">Learning activities covering learning objectives according to the Level 2 of the ILAE Curriculum</h2>				
<h3>Common Trunk</h3> <p>Core learning activities covering a set of knowledge, skills and abilities for which all candidates have to demonstrate competence. Successful completion of all materials in the Common Trunk is not sufficient to complete the Level 2. Learners need to complete also courses in specific domains addressing semiology, EEG, neuroimaging, antiseizure medication, or comorbidities. Additionally, participation in blended learning activities of selected ILAE curricular courses, congresses, or tutored courses is necessary.</p>			<p>Credits (CME* or ILAE)</p>	<p>online</p>
<h3>Tutorials</h3> <p><i>Compulsory for the Level 2</i></p>	<p>Interactive tutorials, covering general knowledge of the ILAE Curriculum domains according to Level 2. They will prepare participants for specific courses in the various domains as well as for the Level 2 patient cases.</p> <p>Topics planned are: EEG, semiology, neuroimaging and more</p>			
<p>Find the spike: Operational criteria for epileptiform EEG discharges</p>			0.5 ILAE	X
<p>Localizing focal seizures based on ictal clinical semiology</p>			0.5 ILAE	X
<p>Pathology of epileptogenic lesions</p>			0.5 ILAE	X
<p>Neuropsychology: Outcomes beyond seizures – Epilepsy surgery</p>			0.5 ILAE	X
<p>Frontal lobe epilepsy (prefrontal seizures)</p>			1.0 ILAE	X
<h3>Histopathology (L2)</h3> <p><i>Compulsory for the Level 2</i></p>	<p>One course with a series of histopathology microscopy video tutorials. The focus is on the learning objective 1.1.2 (Describe the common structural etiologies, e.g., hippocampal sclerosis, tumors, malformations, vascular lesions, traumatic brain injury, etc., L2) according to the ILAE Curriculum to acquaint participants with structural brain lesions associated with pharmaco-resistant focal epilepsy and those amenable to epilepsy surgery.</p>		1.0 ILAE	X




Learn from Cases <i>Compulsory for the Level 2</i>	These patient cases include advanced content and exercises regarding semiology, EEG, etiology & diagnosis, treatment, neuroimaging and counseling of common and rare epilepsies covering Level 2 learning objectives according to the ILAE Curriculum. Each course presents a patient case in a modular, highly interactive and self-paced manner, including an EEG reader, videos, exercises and quizzes with feedback. 10 patient cases are planned.		Credits (CME or ILAE)	online
Maria (6 y/o) (Level 2)	6-year-old child in Latin America having seizures		3.0 CME* May 15, 2022 – May 15, 2023 May 16, 2023 – May 16, 2024 May 17, 2023 – May 17, 2024	X
Theresa (32 y/o) (Level 2)	32-year-old female with non-convulsive status epilepticus		3.5 CME* July 01, 2022 – July 01, 2023 July 02, 2023 – July 02, 2024	X
Laila (7 y/o) (Level 2)	7-year-old girl with seizure aggravation under treatment		3.0 CME* Sep 15, 2022 – Sep 15, 2023 Sep 16, 2023 – Sep 16, 2024	X
Julia (32 y/o) (Level 2)	32-year-old female with drug-resistant MTLE		3.75 CME* Nov 15, 2022 – Nov 15, 2023 Nov 16, 2023 – Nov 16, 2024	X
George (22 y/o) (Level 2)	22-year-old male with drug-resistant focal epilepsy		3.0 CME* Feb 15, 2023 – Feb 15, 2024 Feb 16, 2024 – Feb 16, 2025	X
Riccardo (8 y/o) (Level 2)	8-year-old boy having epilepsy associated with perinatal stroke		2.5 CME* April 15, 2023 – April 15, 2024 April 16, 2024 – April 16, 2025	X
Family with epilepsy (Level 2)	Family members with epilepsy to be diagnosed or managed		2.25 CME* August 25, 2023 – August 25, 2024	X
Giselle (24 y/o) (Level 2)	24-year-old female with a common epilepsy and comorbidities		2.0 CME* January 22, 2024–January 22, 2025	X
Robert (33 y/o) (Level 2)	33-year-old male with drug-resistant seizures		2.0 CME* April 15, 2024–April 15, 2025	X
EpiCARE <i>Compulsory for the Level 2</i>	In cooperation with EpiCARE (European Reference Network for Rare and Complex Epilepsies) the ILAE has developed self-paced case-based e-learning courses. These modules focus on diagnosis and management of rare and complex epilepsies covering Level 2 competencies of the ILAE Curriculum. Each e-learning module presents a patient case in a highly interactive and self-paced manner, including exercises and quizzes with feedback.			
Patient Case – Jules (8 m/o, 6 y/o)	Patient case with a child having first seizures (Dravet Syndrome)		1.0 ILAE	X
Patient Case – Suzannah (32 y/o)	Patient case of adulthood epilepsy (Autoimmune Encephalitis)		1.0 ILAE	X
Patient Case – Angela (30 m/o, 16 y/o)	Patient case with a girl aged 30 months in emergency situation after having first seizures (GLUT1 Deficiency Syndrome)		1.0 ILAE	X
Patient Case – Marie (6 y/o)	Patient case of rare childhood epilepsy (Sturge Weber)		1.0 ILAE	X
Patient Case – Sam (5 y/o)	Patient case with a child referred by a pediatric audiologist to a reference epilepsy center for an expert opinion (ESES)		1.0 ILAE	X
Patient Case – Emma (3 y/o)	Patient case with a child, referred by a pediatrician to a reference epilepsy center for expert opinion (Hypothalamic Hamartoma)		1.0 ILAE	X
Patient Case – Alice (6 y/o)	Patient case with a child referred for a second opinion with regards to the diagnosis of autosomal dominant frontal lobe epilepsy (Ring chromosome 20)		1.0 ILAE	X
Patient Case – Aurora (7 m/o)	Patient case with a child referred by a pediatrician to a reference epilepsy center for further expertise (Epileptic spasms)		1.0 ILAE	X
Patient Case – Gabriel (2 y/o)	Patient case with a child having epileptic seizures referred to a reference tertiary level hospital for further assessment (Tuberous sclerosis complex)		1.0 ILAE	X



Course Portfolio Level 2:

Semiology			Credits (CME* or ILAE)	online
<p>Learning activities covering advanced competencies from the domain 'Diagnosis' according to the ILAE Curriculum Level 2 with focus on semiology.</p> <p>The full complement of learning activities will be provided over the time.</p>				
e-Semiology cases	Interactive self-paced e-learning courses presenting patient cases with seizure videos and exercises. The focus of these learning activities is to identify and describe seizure semiology using standardized ILAE terminology and classification systems.			
Semiology Case: 41-year-old right-handed female (L2)			0.5 ILAE	x
Semiology Case: 23-year-old right-handed male (L2)			0.5 ILAE	x
Semiology Case: 5-year-old female (L2)			0.5 ILAE	x
Semiology Case: 9-year-old left-handed male (L2)			0.5 ILAE	x
Comorbidities			Credits (CME* or ILAE)	online
<p>Learning activities covering advanced competencies from the domain 'Comorbidities' according to the ILAE Curriculum Level 2.</p> <p>The full complement of learning activities will be provided over the time.</p>				
Cognitive and psychiatric comorbidities	These self-paced e-learning courses follow the principle of adaptive learning , an online delivery method that automatically adjusts content, learning probes and reinforcement to the competencies and needs of each learner.			
Diagnosis and management of depression in adult patients with epilepsy (L2)			1.25 ILAE	x
Part I: ASM in patients with medical comorbidities (L2, 2024 Int)			1.00 ILAE	x
Part II: ASM in patients with medical comorbidities (L2, 2024 Int)			1.00 ILAE	x

<p>Antiseizure Medication</p> <p>Learning activities covering advanced competencies from the domain 'Pharmacological Treatment' according to the ILAE Curriculum Level 2.</p> <p>The full complement of learning activities will be provided over the time.</p>			<p>Credits (CME* or ILAE)</p>	<p>online</p>
<p>Antiseizure Medication</p>	<p>This self-paced course follows the principle of adaptive learning, i.e., an online delivery method that automatically adjusts content, learning probes and reinforcement to the competencies and needs of each learner.</p>			
<p>Antiseizure medications in adult patients with epilepsy (L2)</p>			<p>1.25 CME* Nov 1, 2022 – Nov 1, 2023 Nov 2, 2023 – Nov 2, 2024</p>	<p>X</p>
<p>Antiseizure medications in women of childbearing age with epilepsy (L2)</p>			<p>1.25 ILAE</p>	<p>X</p>
<p>Neuroimaging</p> <p>Learning activities covering advanced competencies from the domain 'Diagnosis' according to the ILAE Curriculum Level 2 with focus on neuroimaging.</p> <p>The full complement of learning activities will be provided over the time.</p>			<p>Credits (CME* or ILAE)</p>	<p>online</p>
<p>Epilepsy Neuroimaging</p>	<p>Interactive self-paced online course for neuroimaging in epilepsy with reading materials, exercises and cases, including an interactive MRI reader.</p>		<p>7.5 CME* Nov 15, 2022 – Nov 15, 2023 Nov 16, 2023 – Nov 16, 2024</p>	<p>X</p>
<p>VIREPA Neuroimaging Course</p>	<p>This interactive, tutored course will cover the methodological basics of neuroimaging techniques and their application to the diagnostic work up and management of people with new onset or chronic epilepsy, adults and children.</p> <p>VIREPA courses have a specific application process. For details about the courses offered and how to apply, visit VIREPA.</p>		<p>38.0 CME*</p>	<p>2023/24</p>

EEG			Credits (CME* or ILAE)	online
<p>Learning activities covering advanced competencies from the domain 'Diagnosis' according to the ILAE Curriculum Level 2 with focus on EEG.</p> <p>The full complement of learning activities will be provided over the time.</p>				
<p>VIREPA EEG in the Diagnosis & Management of Epilepsy – Basic Course</p>	<p>This interactive, tutored course will cover the basic elements of the practice of EEG in its application to the diagnostic work up and the management of persons with suspected or already established epilepsy, adults and children.</p> <p>VIREPA courses have a specific application process. For details about the courses offered and how to apply, visit VIREPA.</p>		<p>44.0 CME*</p>	<p>2023/24</p>
<p>VIREPA EEG in the Diagnosis & Management of Epilepsy – Advanced Course</p>	<p>This interactive, tutored course will cover advanced aspects of EEG assessment and interpretation in clinical practice, in persons with suspected or already established epilepsy, adults and children.</p> <p>VIREPA courses have a specific application process. For details about the courses offered and how to apply, visit VIREPA.</p>		<p>50.0 CME*</p>	<p>2023/24</p>
<p>VIREPA EEG in the Diagnosis & Management of Epilepsy – Paediatric Course</p>	<p>This interactive, tutored course will cover the basic elements of the practice of EEG in its application to the diagnostic work up and the management of children with suspected or already established epilepsy.</p> <p>VIREPA courses have a specific application process. For details about the courses offered and how to apply, visit VIREPA.</p>		<p>56.0 CME*</p>	<p>2023/24</p>
<p>Emory online EEG course</p>	<p>Self-paced online course. The goal of this course is to provide a structured framework for teaching and learning EEG through a comprehensive and interactive educational curriculum, that uses real case examples, knowledge assessments with feedback.</p>		<p>5.0 ILAE</p>	<p>X</p>

 <p>All Level 1 courses are included in the Common Trunk of the Level 2 program as reinforcement or background material. These learning activities cover learning objectives according to Level 1 of the ILAE Curriculum.</p>					
<p>Level 1: Learn from Cases <i>All 15 patient cases are compulsory for the Level 1 Certificate</i></p>		<p>Patient cases dealing with the most common epilepsies in children and adults. Each case progresses from clinical examination through diagnosis and treatment, common clinical errors are addressed. These self-paced courses are highly interactive, including exercises and quizzes with feedback.</p>		<p>Credits (CME* or ILAE)</p>	<p>online</p>
<p>Patient Cases:</p>				<p>37.5 ILAE credits for successful completion of all 15 cases if not already earned previously in Level 1</p>	
Alex (15 months)	15-month-old boy having a first seizure	EN, ES, ZH			X
Albert (74 y/o)	74-year-old male with new onset status epilepticus	EN, ES, ZH			X
Carlos (36 y/o)	36-year-old male after an episode of loss of consciousness and head trauma.	EN, ES, ZH			X
Daphne (4 y/o)	4-year-old girl living in sub-Saharan Africa having seizures	EN, ES, ZH			X
Greg (42 y/o)	42-year-old male having seizures	EN, ES, ZH			X
Helena (16 y/o)	Adolescent (16 y/o) female with new onset seizures	EN, ES, ZH			X
Jason (16 y/o)	16-year-old male with diagnosed epilepsy and breakthrough seizures	EN, ES, ZH			X
Julia (30 y/o)	30-year-old woman having seizures “when fear leads the path”	EN, ES, ZH			X
Joseph (72 y/o)	72-year-old male with seizures post stroke	EN, ES, ZH			X
Justin (8 y/o)	8-year-old child having first seizures	EN, ES, ZH			X
Ken (24 y/o)	24-year-old male having seizures and fever	EN, ES, ZH			X
Manel (22 y/o)	22-year-old male having first seizures	EN, ES, ZH			X
Maria (6 y/o)	6-year-old child in Latin America having seizures	EN, ES, ZH			X
Maya (26 y/o)	26-year-old female having seizures	EN, ES, ZH			X
Sarah (6 y/o)	6-year-old girl having blank spells.	EN, ES, ZH			X
<p>Level 1: Histopathology (L1) <i>Compulsory for the Level 1 Certificate</i></p>		<p>10 video tutorials on common brain lesions in epilepsy (EN, ES)</p>		<p>1.0 ILAE</p>	<p>X</p>

 Full Package <i>Compulsory for the Level 1 Certificate</i>	In cooperation with the JNC, 50 ebrain sessions will be available on the ILAE Academy, covering all aspects of epileptology in diagnosis and treatment. Sessions use the recognized interactive ebrain format. They have been reviewed by ILAE experts and were adapted by the JNC.		Credits (CME* or ILAE)	online
Acute Symptomatic Seizures		X	0.3 ILAE	X
An introduction to neurological assessment		X	0.3 ILAE	X
Assessment and Treatment of Refractory Epilepsy		X	0.3 ILAE	X
Assessment of Patients Presenting with Blackouts		X	0.3 ILAE	X
Brain Imaging in Seizures and Epilepsy		X	0.3 ILAE	X
Cardiac Syncope		X	0.3 ILAE	X
Causes of Epilepsy - Symptomatic		X	0.3 ILAE	X
Childhood Absence Epilepsy		X	0.3 ILAE	X
Choosing Antiepileptic Drugs for Focal Epilepsy		X	0.3 ILAE	X
Choosing Antiepileptic Drugs for Generalized Epilepsy		X	0.3 ILAE	X
Cognitive assessment in epilepsy		X	0.3 ILAE	X
Convulsive Status Epilepticus		X	0.3 ILAE	X
CT Based Imaging techniques		X	0.3 ILAE	X
Diagnosis of Frontal Lobe Epilepsy		X	0.3 ILAE	X
Diagnosis of Temporal Lobe Epilepsy		X	0.3 ILAE	X
Differential Diagnosis of Blackouts and Epilepsy		X	0.3 ILAE	X
Dissociative (psychogenic non-epileptic) Seizures		X	0.3 ILAE	X
Epilepsy and Intellectual Disability		X	0.3 ILAE	X
Epilepsy and psychosis		X	0.3 ILAE	X
Epilepsy in Adolescence		X	0.3 ILAE	X
Epileptic Seizures and Syndromes in Neonates and Infants		X	0.3 ILAE	X
Identifying epilepsy through patient videos: A guide for medical students and junior doctors		X	0.3 ILAE	X
Idiopathic (genetic) Epilepsy		X	0.3 ILAE	X
Interactions of Antiepileptic Drugs		X	0.3 ILAE	X
Management of Epilepsy in Remission		X	0.3 ILAE	X
Management of Epilepsy in the Elderly		X	0.3 ILAE	X
Management of Women with Epilepsy: Reproductive Issues		X	0.3 ILAE	X
Monitoring Drug Therapy		X	0.3 ILAE	X
MR Based Imaging Techniques		X	0.3 ILAE	X
Neurological History: general approach and common pitfalls		X	0.3 ILAE	X
Neuropsychiatry of Depression in epilepsy		X	0.3 ILAE	X
Neuropsychiatry of epilepsy		X	0.3 ILAE	X
Non-convulsive Status Epilepticus		X	0.3 ILAE	X

Occipital and Parietal Lobe Epilepsies	X	0.3 ILAE	X
Other Childhood Epilepsy Syndromes	X	0.3 ILAE	X
Palliative Surgical Treatments for Epilepsy	X	0.3 ILAE	X
Pregnancy and Epilepsy	X	0.3 ILAE	X
Principles of neurological investigation	X	0.3 ILAE	X
Role of EEG in the Diagnosis of Epilepsy	X	0.3 ILAE	X
Social Consequences of Epilepsy	X	0.3 ILAE	X
Starting Epilepsy Treatment	X	0.3 ILAE	X
Temporal Lobe Surgery for Epilepsy	X	0.3 ILAE	X
The Causes of Epilepsy: Idiopathic Epilepsy (genetic epilepsy)	X	0.3 ILAE	X
The Classification of Seizures and the Epilepsies	X	0.3 ILAE	X
The Diagnosis of Dissociative (Psychogenic Non-epileptic) Seizures	X	0.3 ILAE	X
The Diagnosis of the (Reflex) Vasovagal Syncope	X	0.3 ILAE	X
The Management of Dissociative (Non-Epileptic) Seizures	X	0.3 ILAE	X
The Mental Status Examination in Neurology	X	0.3 ILAE	X
Use of Antiepileptic Drugs in Refractory Epilepsy	X	0.3 ILAE	X
Why and how to performing a neuropsychiatric examination	X	0.3 ILAE	X