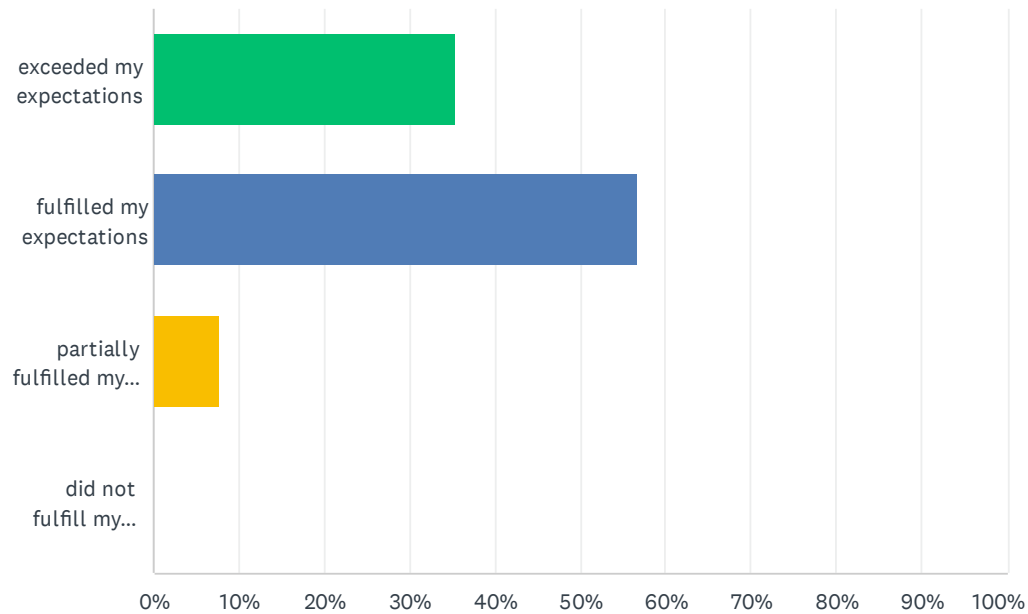


Q1 Did this educational course meet your expectations?

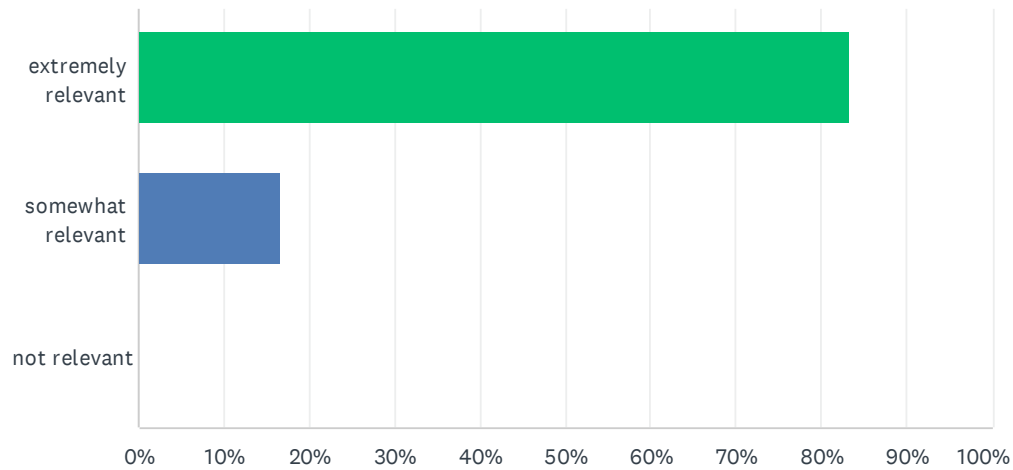
Answered: 257 Skipped: 0



ANSWER CHOICES	RESPONSES	
exceeded my expectations	35.41%	91
fulfilled my expectations	56.81%	146
partially fulfilled my expectations	7.78%	20
did not fulfill my expectations	0.00%	0
TOTAL		257

Q2 How relevant was this course for your professional activities?

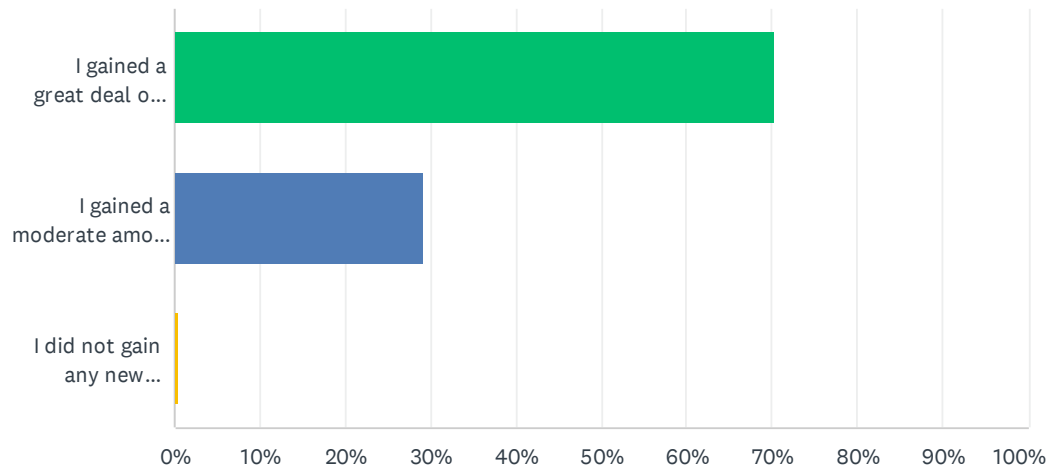
Answered: 257 Skipped: 0



ANSWER CHOICES	RESPONSES	
extremely relevant	83.27%	214
somewhat relevant	16.73%	43
not relevant	0.00%	0
TOTAL		257

Q3 Did you gain new knowledge on top of your previous knowledge?

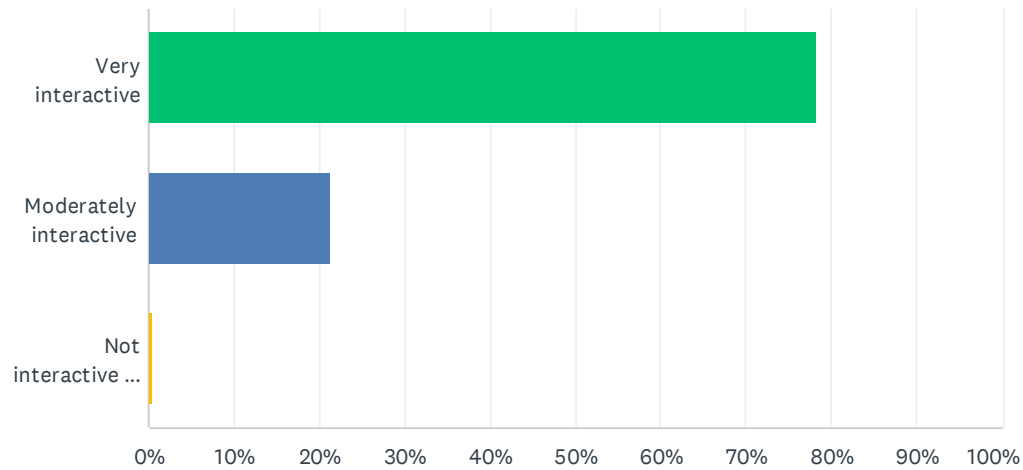
Answered: 257 Skipped: 0



ANSWER CHOICES	RESPONSES	
I gained a great deal of new knowledge	70.43%	181
I gained a moderate amount of new knowledge	29.18%	75
I did not gain any new knowledge	0.39%	1
TOTAL		257

Q4 Was the educational course interactive enough?

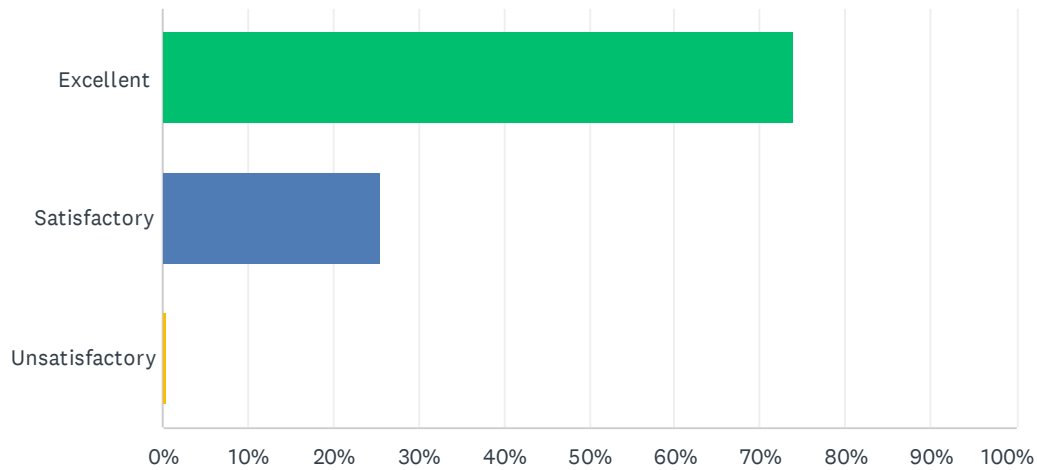
Answered: 257 Skipped: 0



ANSWER CHOICES	RESPONSES	
Very interactive	78.21%	201
Moderately interactive	21.40%	55
Not interactive at all	0.39%	1
TOTAL		257

Q5 How would you rate the format of the course?

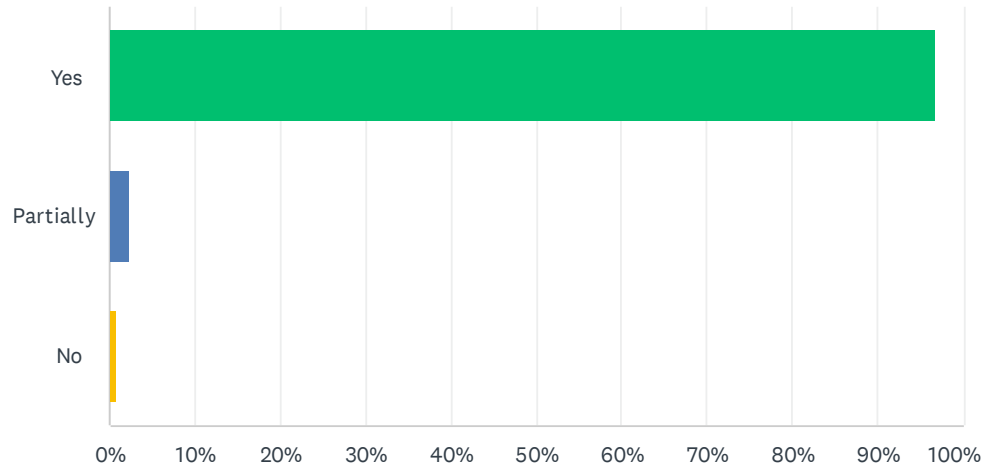
Answered: 257 Skipped: 0



ANSWER CHOICES	RESPONSES	
Excellent	73.93%	190
Satisfactory	25.68%	66
Unsatisfactory	0.39%	1
TOTAL		257

Q6 Was the content of the educational activity in agreement with the advertisement?

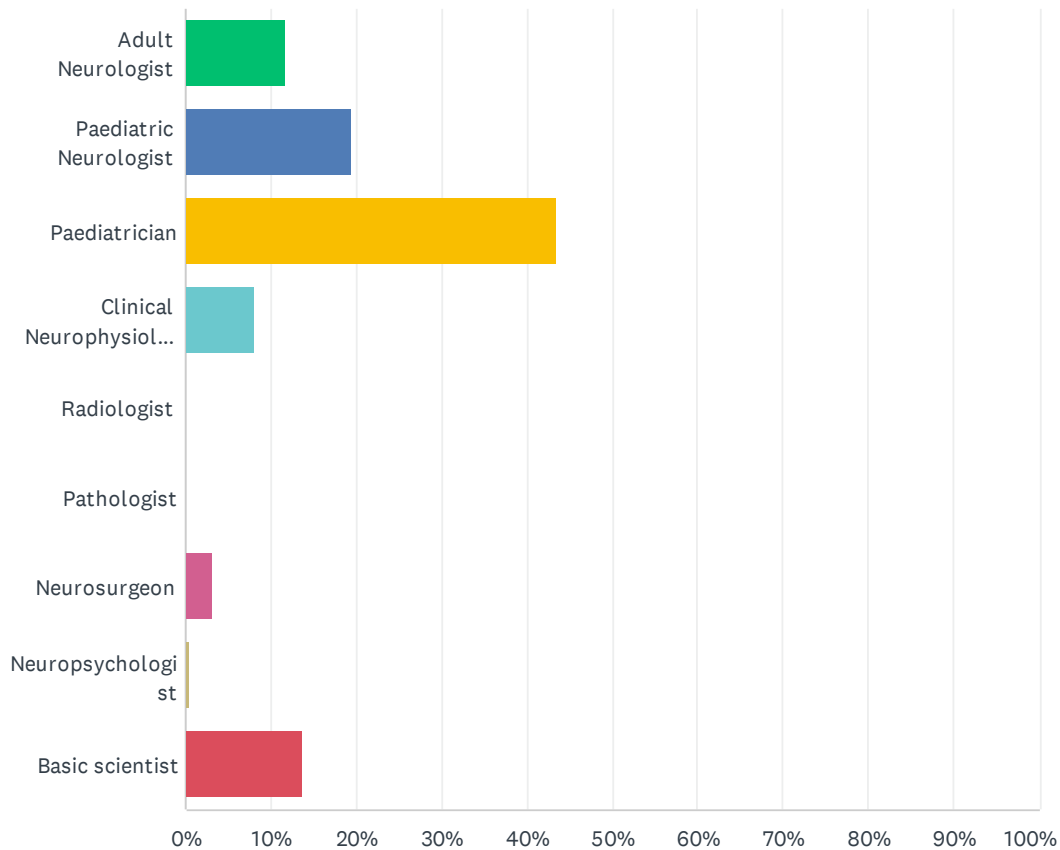
Answered: 257 Skipped: 0



ANSWER CHOICES	RESPONSES	
Yes	96.89%	249
Partially	2.33%	6
No	0.78%	2
TOTAL		257

Q7 Which of the following describes you best

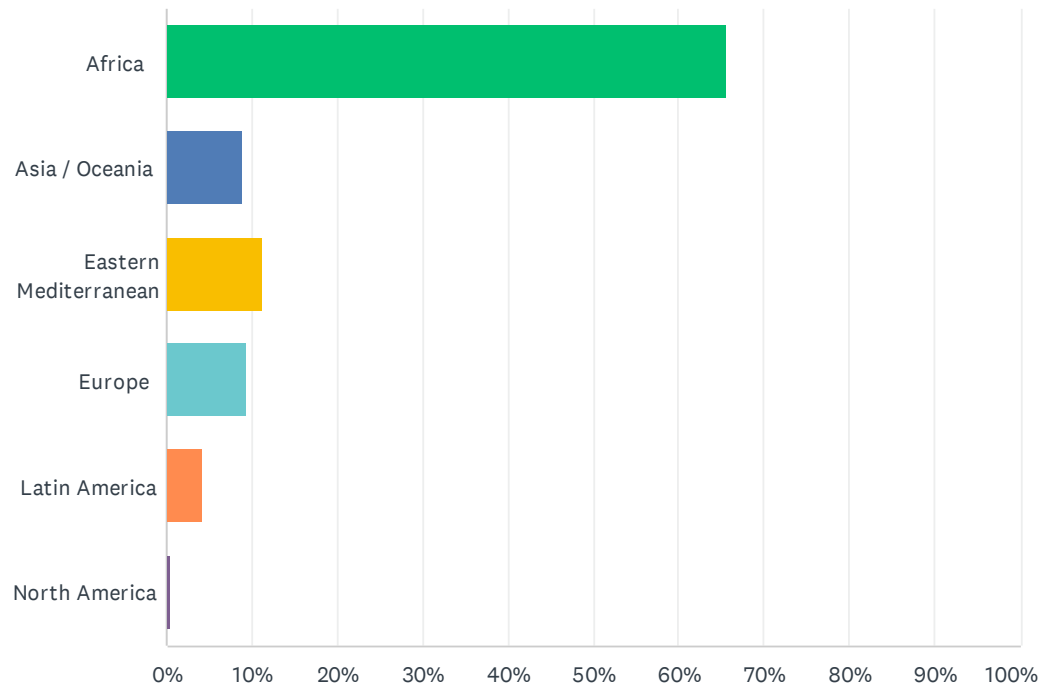
Answered: 257 Skipped: 0



ANSWER CHOICES	RESPONSES	
Adult Neurologist	11.67%	30
Paediatric Neurologist	19.46%	50
Paediatrician	43.58%	112
Clinical Neurophysiologist	8.17%	21
Radiologist	0.00%	0
Pathologist	0.00%	0
Neurosurgeon	3.11%	8
Neuropsychologist	0.39%	1
Basic scientist	13.62%	35
TOTAL		257

Q8 In which region are you currently working?

Answered: 256 Skipped: 1



ANSWER CHOICES	RESPONSES	
Africa	65.63%	168
Asia / Oceania	8.98%	23
Eastern Mediterranean	11.33%	29
Europe	9.38%	24
Latin America	4.30%	11
North America	0.39%	1
TOTAL		256